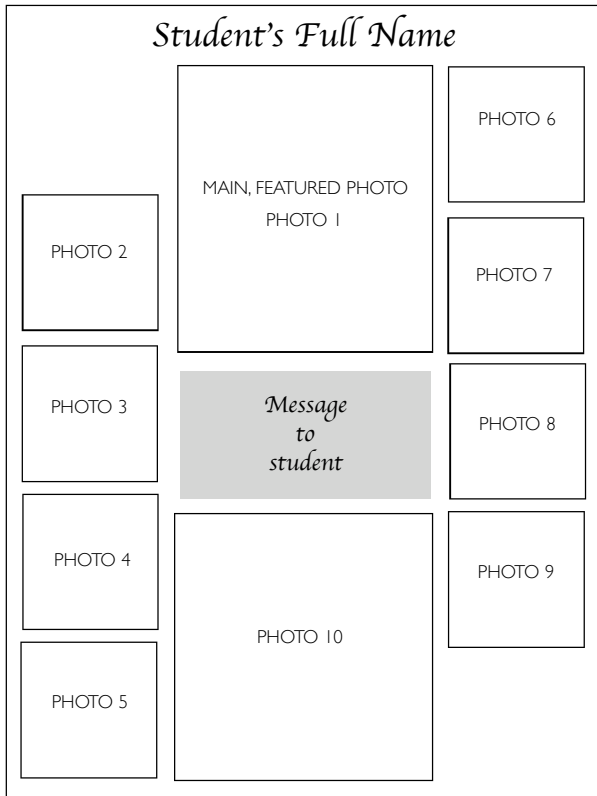


FULL PAGE AD LAYOUT TEMPLATES

Please circle one of the following layouts for your ad and include the appropriate number of pictures (label photos to correspond with photo box), along with a typed copy of the text you would like to include on the ad.
Background colors will be chosen by Ad Editor to compliment photos.

(Templates are NOT true size but are shown proportionate to scale.)

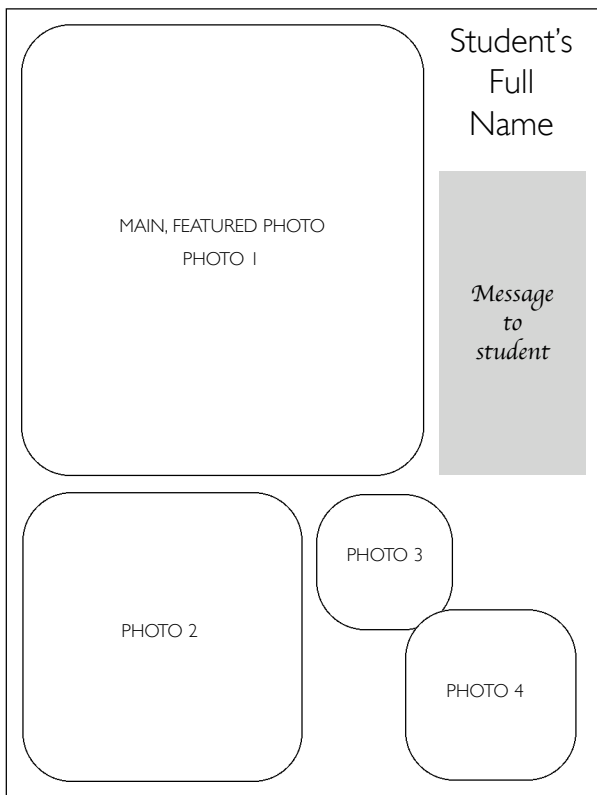
LAYOUT 1 - 8.5" X 11"



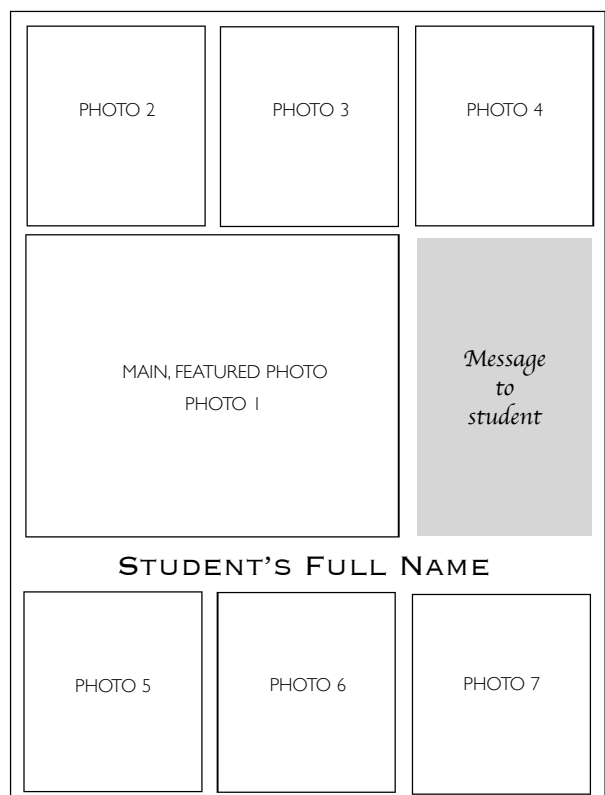
LAYOUT 2 - 8.5" X 11"



LAYOUT 3 - 8.5" X 11"



LAYOUT 4 - 8.5" X 11"



HALF PAGE AD LAYOUT TEMPLATES

Please circle one of the following layouts for your ad and include the appropriate number of pictures (label photos to correspond with photo box), along with a typed copy of the text you would like to include on the ad.

Background colors will be chosen by Ad Editor to compliment photos.

(Templates are NOT true size but are shown proportionate to scale.)

LAYOUT 1 - 8.5" X 5.5"

Student's Full Name

PHOTO 1 (BABY PIC)	PHOTO 2 (TODDLER AGED-PIC)	PHOTO 3 (MIDDLE SCHOOL AGED-PIC)	PHOTO 4 (SENIOR AGED-PIC)
-----------------------	----------------------------------	--	------------------------------

*Message
to
student*

LAYOUT 2 - 8.5" X 5.5"

Student's Full Name

PHOTO 1 (BABY OR YOUNGER AGED-PIC)	PHOTO 2 (CASUAL SENIOR PIC FROM SESSION)
---------------------------------------	--

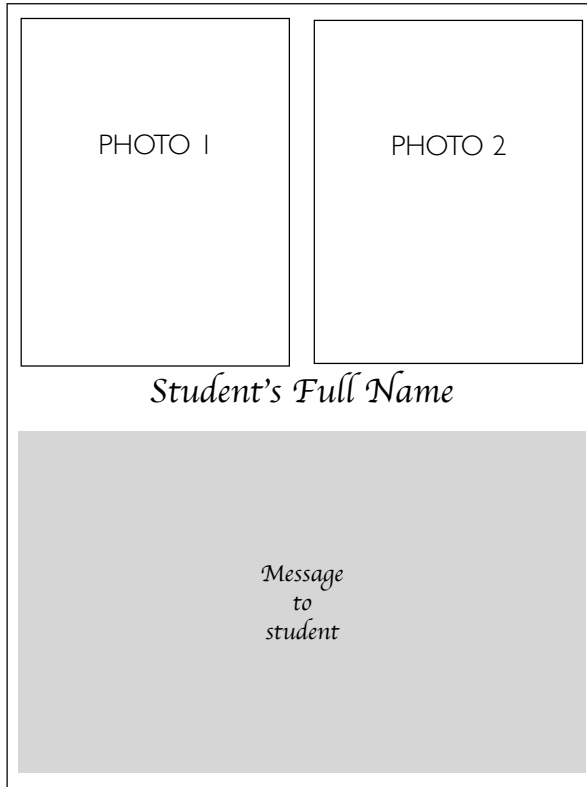
*Message
to
student*

QTR PAGE AD LAYOUT TEMPLATES


Please circle one of the following layouts for your ad and include the appropriate number of pictures (label photos to correspond with photo box), along with a typed copy of the text you would like to include on the ad. Background colors will be chosen by Ad Editor to compliment photos.

(Templates are NOT true size but are shown proportionate to scale.)

LAYOUT 1 - 4.25" X 5.5"



LAYOUT 2 - 4.25" X 5.5"



BUSINESS CARD AD LAYOUT TEMPLATES

Please circle one of the following layouts for your ad.

Ads for the Business Card template will be limited to corporations/organizations and friendship ads only.

Corporations and Organizations: Please send a copy of your business card (DO NOT STAPLE) with order form.

Cards will be scanned as is for the layout.

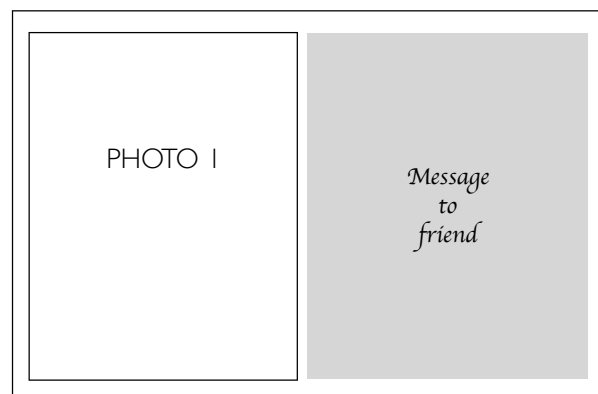
(Templates are NOT true size but are shown proportionate to scale.)

LAYOUT 1 - 3" X 4.5"



CORPORATION/ORGANIZATION
TEMPLATE

LAYOUT 2 - 3" X 4.5"



FRIENDSHIP

TRICKS AND TIPS FOR SUBMITTING ADS AND PHOTOS

STEP 1 -

Choose your ad size and layout template

The dimensions for ads are as follows:

- q Business Card (3" x 4.5")
- q Qtr. page (6" x 4.5")
- q Half page (6" x 9")
- q Full page (9" x 12")

STEP 2 -

Choosing your photos

- Photos should be colorful and meaningful to both you and your senior.
- Choose the number of photos that fit the template of your choice.
- Please label the photos so the editor can tell which photos correspond with the respective photo box for the layout choice.
- Photos can be sized digitally; so please do not cut them into shapes such as hearts or circles (these would be considered artwork). Please keep photos in natural rectangles and indicate what areas you would like cropped out.
- REMEMBER to get photographic copies of your photos. Photos are not guaranteed to be returned per the publisher.
- With color ads, you may send in colored papers and background to make the ad more vibrant. Note: backgrounds you send in are considered artwork and must therefore be large enough to cover the desired area. It is best to have extra that can be trimmed off (unless the background contains an image or text that cannot be cut).

STEP 3 -

Composing your message

- Limit the message to four to five sentences.
- Remember, less is best but make it count.
- Type message and submit with contract. Handwritten messages are harder to read.

STEP 4 -

Submitting your ad

- Fill out yearbook contract with all of the required information.
- Mail check, contract and template choice/photos to Tampa Prep (Attn: Yearbook Staff/Ja. DaCosta)

NOTE: If you decide to create your ad using a computer program, please contact Mrs. DaCosta directly at 813.251.8481 xt. 4025. She will then discuss with you the different options you have for creating the digital artwork.

Good luck creating your memories!